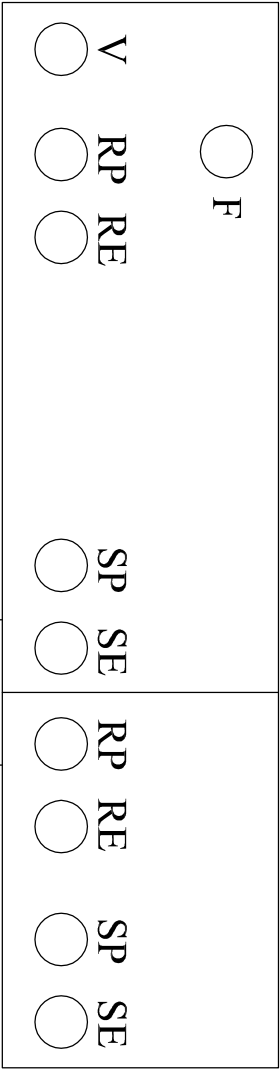


STARBOARD WING  
FUEL TANK  
650 L

STARBOARD DAY  
FUEL TANK  
380 L



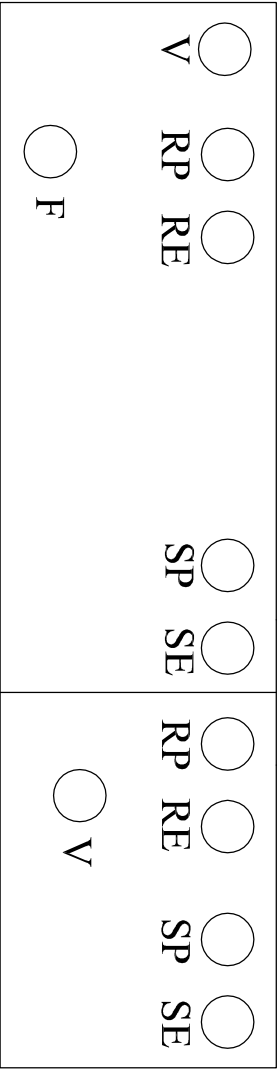
LEGEND

F - FILL  
V - VENT  
SE - SUPPLY ENGINE  
RE - RETURN ENGINE  
SP - SUPPLY POLISH  
RP - RETURN POLISH

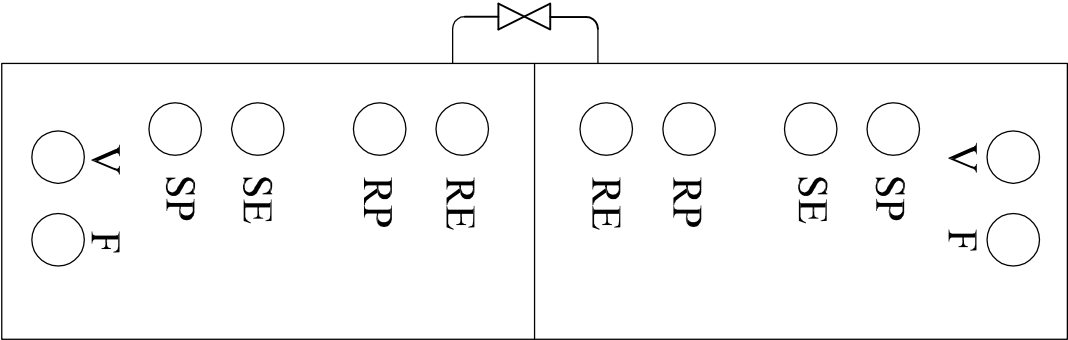
POLISH LINES ARE  $\frac{5}{8}$ "  
SUPPLY LINES ARE  $\frac{1}{2}$ "

PORT WING  
FUEL TANK  
650 L

PORT DAY  
FUEL TANK  
380 L



STARBOARD AFT  
FUEL TANK  
1310 L



PORT AFT  
FUEL TANK  
1310 L

PM

MARINE ELECTRICAL SYSTEMS

PROJECT MARINE, LLC

HANSVILLE, WA

360-981-6341

www.promarllc.com

M/V INSEQUENT

PORT TOWNSEND SHIPWRIGHT'S CO-OP

FUEL TANK DIAGRAM

DATE: 04/25/13

DRAWING NUMBER: SWC 031326

DRAWN: GBC

SCALE: NTS

REVISION: