



THE POWER OF SIMPLE™

GARMIN.COM



Garmin International, Inc.  
1200 East 151st Street, Olathe, KS 66062  
p: 913.397.8200 f: 913.397.8282  
© 2013 Garmin Ltd. or its subsidiaries

Garmin Corporation  
No. 68, Jangshu 2nd Road, Shijr, Taipei County,  
Taiwan 886.2.2642.9199 fax 886.2.2642.9099  
M00-10109-00 1113

Garmin (Europe) Ltd.  
Liberty House, Hounsdown Business Park, Southampton,  
Hampshire, SO40 9RB, U.K. p: 44.1794.519944 f: 44.1794.519222



MARINE PRODUCT SELECTION GUIDE  
TRANSDUCERS, INSTRUMENTS AND SENSORS





## HOW TO CHOOSE THE RIGHT TRANSDUCER AND MOUNTING STYLE

This easy-to-use selection guide is organized for you by the product that you currently have and by mounting style.

**STEP ONE:** What is your current product with which you are trying to match a transducer?


**STEP TWO:** Choose from the transducers that are designed to work with that unit.

**NOTE:** IF YOU DO NOT SEE your product or transducer, go to [Garmin.com](http://Garmin.com). Your unit may have been discontinued. Garmin still supports discontinued products and you will find them listed at [Garmin.com](http://Garmin.com).

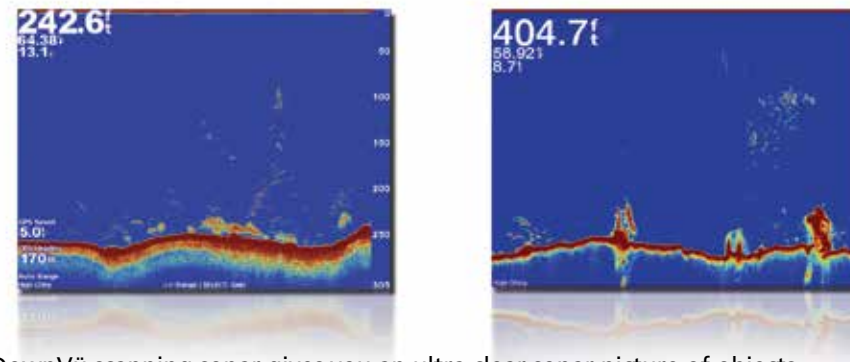
## DIFFERENT SONAR...DIFFERENT TRANSDUCERS

Garmin makes several different types of sonar and each requires a different type of transducer to work most effectively. Matching the transducer to your device's sonar is very important.


**HD-ID™ Sonar** - Traditional sonar that is available on Garmin fishfinders. Dual-beam, HD-ID sonar transmits two frequencies, generally either 77/200 kHz or 50/200 kHz.combos.



**CHIRP Sonar Technology** - CHIRP sonar transmits a sweep of many frequencies within a long duration pulse. The equivalent sound energy is hundreds of times greater resulting in more energy on target. This provides huge advantages in detail, resolution and accuracy at much greater depths.



**Garmin DownVü™ and SideVü™ Scanning Sonar** - DownVü scanning sonar gives you an ultra clear sonar picture of objects, structure and fish that pass below your boat while SideVü scanning sonar shows fish and structure that is off to the sides of your boat. DownVü/SideVü scanning sonar with CHIRP technology is also available for some compatible chartplotter/sonar combos.



## CHOOSE THE RIGHT MOUNTING STYLE

**Transducers are typically mounted in one of three ways: through the hull, inside the hull, or on the transom.**

**In Hull:** An in-hull transducer is installed inside a boat hull against the bottom and sends its signal through the hull.

### PROS

- No need to drill through the vessel, no drag.
- Boat can be trailered without damaging transducer
- No exposure to marine growth
- Can be installed and serviced with vessel in water
- Give great high-speed performance as long as water flow below the transducer is "clean" (no turbulence)
- Work with any engine type: inboard, outboard, and I/O when installed over solid fiberglass
- Perform well on both power and sailboats

### CONS

- Not recommended for metal, wood, and cored fiberglass hulls
- Lose signal by transmitting through hull

**Transom Mount:** These are attached to the back (transom) of a boat hull.

### PROS

- Good for trailered boats, out of the way of the rollers
- Easy-to-install and remove —especially if a kick-up bracket is used
- Good performance at boat speeds below 30 knots (34 MPH)
- Can be used with any hull material

### CONS

- Will not work on a vessels with an inboard engine due to the turbulence forward of the sensor
- Not recommended for sailboats because of excessive heeling
- Will not work on stepped hull

**Thru-Hull:** Thru-hull transducers, as their name implies, are installed in a hole drilled thru the hull.

### PROS

- Work with any engine type: inboard, outboard, or I/O.
- Work for power and sailboats
- There are thru-hull transducers for every hull material

### CONS

- Do not use plastic thru-hull housings in a wooden boat. Wood swells as it absorbs water, so it may crack the housing.
- Do not use bronze thru-hull housings in aluminum and stainless steel boats. The interaction between the metal hull and the bronze transducer, especially in the presence of salt water, will corrode the metal hull and/or the bronze housing.

Thru-hull transducers come in two styles: "Flush" and "External."

"Flush" thru-hull transducers sit flush or nearly flush with the boat hull. These are recommended for smaller boats with a minimum deadrise angle. They are often installed on sailing vessels because they produce minimum drag.

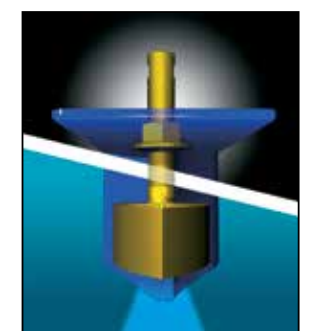
"External" thru-hull transducers extend beyond the hull's surface and usually require a fairing to aim the sound beam vertically. These are designed for larger untrailered vessels. Installed with a High-Performance Fairing, the transducer face is flush with the surface of the fairing and parallel to the waterline, resulting in a truly vertical beam, putting maximum energy on the target. Mounted in "clean water" forward of propellers and running gear, this installation produces the most effective signal return, since nothing on the vessel interferes with the transducer's active face.



In Hull



Transom Mount








Thru-Hull

To obtain the best possible performance, install all transducers according to the included installation instructions. If you experience difficulty during the installation, contact Garmin Product Support, or seek the advice of a professional installer.



MARINE PRODUCT SELECTION GUIDE








Mounting Style	Picture	Description	Garmin P/N	Freq. (kHz)	Power	Beam-width (°) LF/HF (-3dB)	Max Depth (ft.)	Depth/ Speed/ Temp	# of Pins	Cable Length (ft.)	Adapter Req'd?	Supported Deadrise/ Transom Angles	Garmin comments
SCANNING TRANSDUCERS FOR USE WITH THE ECHO DV FISHFINDER SERIES													
Transom Mount		Garmin DownVu Scanning Transducer	010-12087-00	77/200 DownVu	500W	45/15	1900 DownVu: 750	D,T	4	20	No	0-70 degree transom	Provides picture-like images of what is below your boat! Also contains fast response water temperature sensor! Works with echo dv models.
TRANSDUCERS FOR USE WITH THE ECHO AND ECHO DV FISHFINDER SERIES													
Transom Mount		Garmin Design Dual Beam	010-10249-20	77/200	500W	45/15	1900	D,T	4	30	No	0-70 degree transom	Replacement for the dual beam transducer included with echo units
			010-10249-40	77/200	500W	45/15	1900	D,T	8	30	010-11947-00	0-70 degree transom	010-10249-20 is preferred.
		Airmar P32 Triducer	010-10106-20	77/200	500W	45/15	900	D,S,T	8	30	010-11947-00	3-20 degree transom	Provides depth, speed, and temp in one package.
		Garmin Dual Frequency	010-10272-10	50/200	500W	40/10	1500	D,T	8	30	010-11947-00	0-70 degree transom	Basic dual frequency transducer.
Thru-Hull		Airmar P66 Triducer	010-10192-21	50/200	600W	45/11	800-1200	D,S,T	8	25	010-11947-00	2-20 degree transom	Only 50/200 transom mount transducer to provide depth, speed, and temp in one package.
		Airmar P19 with 12° tilt	010-10218-21	77/200	500W	45/15	900	D,T	8	30	010-11947-00	8-15 degree deadrise	Provides excellent performance at high speeds. Excellent on fiberglass and metal hulls. Do not use on wood hulls.
		Airmar P19 with 20° tilt	010-10218-22	77/200	500W	45/15	900	D,T	8	30	010-11947-00	16-24 degree deadrise	
		Airmar B619 with 12° tilt	010-10217-21	77/200	500W	45/15	900	D,T	8	30	010-11947-00	8-15 degree deadrise	Provides excellent performance at high speeds. Excellent on fiberglass and wood hulls. Do not use on metal hulls.
		Airmar B619 with 20° tilt	010-10217-22	77/200	500W	45/15	900	D,T	8	30	010-11947-00	16-24 degree deadrise	
		Airmar P319 with temp	010-10194-21	50/200	600W	45/12	800-1200	D,T	8	39	010-11947-00	0-7 degree deadrise	Provides excellent performance at high speeds. Excellent on fiberglass and metal hulls. Do not use on wood hulls.
		Airmar B60 with 20° tilt	010-10982-20	50/200	600W	45/12	800-1200	D,T	8	39	010-11947-00	16-24 degree deadrise	Entry level, bronze. Excellent for fiberglass and wood hulls. Does not require a fairing
		Airmar B60 with 12° tilt	010-10982-21	50/200	600W	45/12	800-1200	D,T	8	39	010-11947-00	8-15 degree deadrise	
		Airmar S560 with 0° tilt	010-11868-20	50/200	600W	45/12	800-1200	D,T	8	39	010-11947-00	0-7 degree deadrise	Entry level, stainless steel. Excellent for aluminum boats. Does not require a fairing
		Airmar S560 with 12° tilt	010-11868-21	50/200	600W	45/12	800-1200	D,T	8	39	010-11947-00	8-15 degree deadrise	
		Airmar S560 with 20° tilt	010-11868-22	50/200	600W	45/12	800-1200	D,T	8	39	010-11947-00	16-24 degree deadrise	
		Airmar B117 with temp	010-10182-21	50/200	600W	45/12	800-1200	D,T	8	39	010-11947-00	0-7 degree deadrise	Provides excellent performance at high speeds. Excellent on fiberglass and wood hulls. Do not use on metal hulls.
		Airmar B744V Triducer	010-10183-22	50/200	600W	45/12	800-1200	D,S,T	8	39	010-11947-00	0-24 degree deadrise	Only thru-hull transducer that offers depth, speed, and temp in one package.
		Airmar B744VL Long stem	010-10193-22	50/200	600W	45/12	800-1200	D,S,T	8	39	010-11947-00	0-24 degree deadrise	Extended stem length version of B744V for steep deadrise vessels or thick, cored hulls.
In-Hull/Trolling Motor		Airmar P72 in-hull/ trolling mount	010-10200-20	77/200	500W	45/15	900	D,T	8	30	010-11947-00	N/A	Perfect for in-hull mount, trolling motors, or ice fishing.
		Airmar P79 adjustable in-hull	010-10327-20	50/200	600W	45/12	800-1200	D	8	25	010-11947-00	0-22 degree deadrise	Entry level, in-hull transducer, with adjustable deadrise making installation a snap. Not for cored hulls. Maximum fiberglass thickness should be no more than 5/8" thick.

Mounting Style	Picture	Description	Garmin P/N	Freq. (kHz)	Power	Beam-width (°) LF/HF (-3dB)	Max Depth (ft.)	Depth/ Speed/ Temp	# of Pins	Cable Length (ft.)	Adapter Req'd?	Supported Deadrise/ Transom Angles	Garmin comments
Accessories		Garmin 4-pin Water Speed Sensor	010-10279-04	N/A	N/A	N/A	N/A	S	4	30	N/A	0-70 degree transom	Add water speed to your echo series fishfinder (excluding echo 101/151)
		6-pin transducer to 4-pin sounder adapter	010-11615-00	N/A	N/A	N/A	N/A	N/A	Unit: 4 XDCR: 6	2	N/A	N/A	Use this to connect a Garmin 6-pin single/ dual beam transducer to a Garmin 4-pin echo series fishfinder.
		Suction Cup Transducer Adapter	010-10253-00	N/A	N/A	N/A	N/A	N/A	N/A	N/A	N/A	N/A	Use this suction cup adapter to attach your transom mount transducer to your boat.
		4-pin transducer extension cable	010-11617-10	N/A	N/A	N/A	N/A	N/A	4	10	No	N/A	Extend a 4-pin transducer 10 feet.
		8-pin transducer to 4-pin sounder adapter	010-11947-00	N/A	N/A	N/A	N/A	N/A	Unit: 4 XDCR: 8	2	N/A	N/A	Use this to connect a Garmin 8-pin single/ dual beam transducer to a Garmin 4-pin echo series fishfinder.












Mounting Style	Picture	Description	Garmin P/N	Freq. (kHz)	Power	Beam-width (°) LF/HF (-3dB)	Max Depth (ft.)	Depth/Speed/Temp	# of Pins	Cable Length (ft.)	Adapter Req'd?	Supported Deadrise/Transom Angles	Garmin comments
SCANNING TRANSDUCERS FOR USE WITH THE ECHOMAP 50DV/70DV & GPSMAP 5X7/7X1/8X0/10X0XS SERIES													
Transom Mount		Garmin DownVu Scanning Transducer	010-12087-01	77/200, DownVu	500W	45/15	1900 DownVu: 750	D,T	8	20	No		Provides picture-like images of what is below your boat! Also contains fast response water temperature sensor! Works with echoMAP dv and GPSMAP xs models.
TRANSDUCERS FOR USE WITH THE ECHOMAP 50S/70S AND ECHOMAP 50DV/70DV													
Transom Mount		Garmin Design Dual Beam	010-10249-40	77/200	500W	45/15	1900	D,T	8	30	No	0-70 degree transom	Replacement for the dual beam transducer included with echoMAP units
			010-10249-20	77/200	500W	45/15	1900	D,T	4	30	010-11948-00	0-70 degree transom	010-10249-40 is recommended.
		Airmar P32 Triducer	010-10106-20	77/200	500W	45/15	900	D,S,T	8	30	No	3-20 degree transom	Provides depth, speed, and temp in one package.
		Garmin Dual Frequency	010-10272-10	50/200	500W	40/10	1500	D,T	8	30	No	0-70 degree transom	Basic dual frequency transducer.
		Airmar P66 Triducer	010-10192-21	50/200	600W	45/11	800-1200	D,S,T	8	25	No	2-20 degree transom	Only transom mount transducer to provide depth, speed, and temp in one package.
		Airmar P19 with 12° tilt	010-10218-21	77/200	500W	45/15	900	D,T	8	30	No	8-15 degree deadrise	Provides excellent performance at high speeds. Excellent on fiberglass and metal hulls. Do not use on wood hulls.
		Airmar P19 with 20° tilt	010-10218-22	77/200	500W	45/15	900	D,T	8	30	No	16-24 degree deadrise	
Thru-Hull		Airmar B619 with 12° tilt	010-10217-21	77/200	500W	45/15	900	D,T	8	30	No	8-15 degree deadrise	Provides excellent performance at high speeds. Excellent on fiberglass and wood hulls. Do not use on metal hulls.
		Airmar B619 with 20° tilt	010-10217-22	77/200	500W	45/15	900	D,T	8	30	No	16-24 degree deadrise	
		Airmar P319 with temp	010-10194-21	50/200	600W	45/12	800-1200	D,T	8	39	No	0-7 degree deadrise	Provides excellent performance at high speeds. Excellent on fiberglass and metal hulls. Do not use on wood hulls.
		Airmar B60 with 20° tilt	010-10982-20	50/200	600W	45/12	800-1200	D,T	8	39	No	16-24 degree deadrise	Entry level, bronze. Excellent for fiberglass and wood hulls. Does not require a fairing.
		Airmar B60 with 12° tilt	010-10982-21	50/200	600W	45/12	800-1200	D,T	8	39	No	8-15 degree deadrise	
		Airmar S560 with 0° tilt	010-11868-20	50/200	600W	45/12	800-1200	D,T	8	39	No	0-7 degree deadrise	Entry level, stainless steel. Excellent for aluminum boats. Does not require a fairing.
		Airmar S560 with 12° tilt	010-11868-21	50/200	600W	45/12	800-1200	D,T	8	39	No	8-15 degree deadrise	
		Airmar S560 with 20° tilt	010-11868-22	50/200	600W	45/12	800-1200	D,T	8	39	No	16-24 degree deadrise	
		Airmar B117 with temp	010-10182-21	50/200	600W	45/12	800-1200	D,T	8	39	No	0-7 degree deadrise	Provides excellent performance at high speeds. Excellent on fiberglass and wood hulls. Do not use on metal hulls.
		Airmar B744V Triducer	010-10183-22	50/200	600W	45/12	800-1200	D,S,T	8	39	No	0-24 degree deadrise	Only thru-hull transducer that offers depth, speed, and temp in one package.
		Airmar B744VL Long stem	010-10193-22	50/200	600W	45/12	800-1200	D,S,T	8	39	No	0-24 degree deadrise	Extended stem length version of B744V for steep deadrise vessels or thick, cored hulls.
In-Hull/Trolling Motor		Airmar P72 in-hull/trolling mount	010-10200-20	77/200	500W	45/15	900	D,T	8	30	No	N/A	Perfect for in-hull mount, trolling motors, or ice fishing.
		Airmar P79 adjustable in-hull	010-10327-20	50/200	600W	45/12	800-1200	D	8	25	No	0-22 degree deadrise	Entry level, in-hull transducer, with adjustable deadrise making installation a snap. Not for cored hulls. Maximum fiberglass thickness should be no more than 5/8" thick.










Mounting Style	Picture	Description	Garmin P/N	Freq. (kHz)	Power	Beam-width (°) LF/HF (-3dB)	Max Depth (ft.)	Depth/Speed/Temp	# of Pins	Cable Length (ft.)	Adapter Req'd?	Supported Deadrise/Transom Angles	Garmin comments
Accessories		6-pin transducer to 8-pin sounder adapter	010-11613-00	N/A	N/A	N/A	N/A	N/A	Unit: 8 XDCR: 6	2	N/A	N/A	Connects existing 6-pin Garmin transducer via a wire terminal block.
		4-pin transducer to 8-pin sounder adapter	010-11948-00	N/A	N/A	N/A	N/A	N/A	Unit: 8 XDCR: 4	2	N/A	N/A	Use this to connect a Garmin 4-pin single/dual beam transducer to a Garmin 8-pin sounder.
		Airmar 8-pin T80 Temp Probe	010-10717-20	N/A	N/A	N/A	N/A	T	8	25	No	Any	Versatile water/temp sensor. Temp range of 32-86F.
		Garmin 8-pin Water Speed Sensor	010-10279-03	N/A	N/A	N/A	N/A	S	8	25	No	0-70 degree transom	Water speed sensor that comes with an integrated y-cable to add water speed.
		Suction Cup adapter	010-10253-00	N/A	N/A	N/A	N/A	N/A	N/A	N/A	N/A	N/A	Use this suction cup adapter to attach your transom mount transducer to your boat.
		10 ft. 8-pin transducer extension cable	010-11617-00	N/A	N/A	N/A	N/A	N/A	8	10	No	N/A	
		20 ft. 8-pin transducer extension cable	010-11617-01	N/A	N/A	N/A	N/A	N/A	8	20	No	N/A	



Mounting Style	Picture	Description	Garmin P/N	Freq. (kHz)	Power	Beam-width (°) LF/HF (-3dB)	Max Depth (ft.)	Depth/Speed/Temp	# of Pins	Cable Length (ft.)	Adapter Req'd?	Supported Deadrise/Transom Angles	Garmin comments
SCANNING TRANSDUCERS FOR USE WITH THE GCV10 SIDEVÜ/DOWNVÜ													
Transom Mount		Garmin SideVü/DownVü Scanning Transducer	010-12089-00	SideVü/DownVü	500 each, 1500 total		DownVü: 750 SideVü: 500 left, 500 right	D,T	12	20	No	0-70 degree transom	Provides picture-like images of what is below and to the sides of your boat! Also contains fast response water temperature sensor!
Accessories		10 ft. 12-pin transducer extension cable	010-11617-30	N/A	N/A	N/A	N/A	N/A	12	10	No	N/A	
		30 ft. 12-pin transducer extension cable	010-11617-40	N/A	N/A	N/A	N/A	N/A	12	30	No	N/A	
TRANSDUCERS FOR USE WITH THE GPSMAP XS SERIES													
Transom Mount		Garmin DownVü Scanning Transducer	010-12087-01	77/200, DownVü	500W	45/15	1500	D,T	8	20	No	0-70 degree transom	Provides picture-like images of what is below your boat! Also contains fast response water temperature sensor! Works with echoMAP dv and GPSMAP xs models.
		Garmin Dual Frequency	010-10272-10	50/200	500W	40/10	1500	D,T	8	30	No	0-70 degree transom	Basic dual frequency transducer.
		Airmar P66 Triducer	010-10192-21	50/200	600W	45/11	800-1200	D,S,T	8	25	No	2-20 degree transom	Only transom mount transducer to provide depth, speed, and temp in one package.
		Airmar TM260	010-11395-20	50/200	1kW	19/6	1800-2500	D,T	8	39	No	2-20 degree transom	Only transom mount 1kW transducer.
		Airmar TM150M	010-11928-20	CHIRP, 95-155	300W	26/17	750	D,T	8	39	No	3-20 degree transom	Entry level CHIRP solution. Requires separate install kit for trolling motor mount application.
Thru-Hull		Airmar P319 with temp	010-10194-21	50/200	600W	45/12	800-1200	D,T	8	39	No	0-7 degree deadrise	Provides excellent performance at high speeds. Excellent on fiberglass and metal hulls. Do not use on wood hulls.
		Airmar B60 with 20° tilt	010-10982-20	50/200	600W	45/12	800-1200	D,T	8	39	No	16-24 degree deadrise	Entry level, bronze. Excellent for fiberglass and wood hulls. Does not require a fairing
		Airmar B60 with 12° tilt	010-10982-21	50/200	600W	45/12	800-1200	D,T	8	39	No	8-15 degree deadrise	
		Airmar SS60 with 0° tilt	010-11868-20	50/200	600W	45/12	800-1200	D,T	8	39	No	0-7 degree deadrise	Entry level, stainless steel. Excellent for aluminum boats. Does not require a fairing
		Airmar SS60 with 12° tilt	010-11868-21	50/200	600W	45/12	800-1200	D,T	8	39	No	8-15 degree deadrise	
		Airmar SS60 with 20° tilt	010-11868-22	50/200	600W	45/12	800-1200	D,T	8	39	No	16-24 degree deadrise	
		Airmar B164 with 20° tilt	010-11010-20	50/200	1kW	22x20/6x6	1200-1800	D,T	8	39	No	16-24 degree deadrise	Step up to 1kW without a fairing! Flushmounted bronze housing protrudes less than 1/4" outside hull and can sit on trailer rollers/bunks without damage.
		Airmar B164 with 12° tilt	010-11010-21	50/200	1kW	22x20/6x6	1200-1800	D,T	8	39	No	8-15 degree deadrise	
		Airmar B164 with 0° tilt	010-11010-22	50/200	1kW	22x20/6x6	1200-1800	D,T	8	39	No	0-7 degree deadrise	
		Airmar SS164 with 0° tilt	010-11869-20	50/200	1kW	22x20/6x6	1200-1800	D,T	8	39	No	0-7 degree deadrise	Step up to 1kW without a fairing! Flushmounted stainless steel housing protrudes less than 1/4" outside hull and can sit on trailer rollers/bunks without damage.
		Airmar SS164 with 12° tilt	010-11869-21	50/200	1kW	22x20/6x6	1200-1800	D,T	8	39	No	8-15 degree deadrise	
		Airmar SS164 with 20° tilt	010-11869-22	50/200	1kW	22x20/6x6	1200-1800	D,T	8	39	No	16-24 degree deadrise	
		Airmar B117 with temp	010-10182-21	50/200	600W	45/12	800-1200	D,T	8	39	No	0-7 degree deadrise	Provides excellent performance at high speeds. Excellent on fiberglass and wood hulls. Do not use on metal hulls.

Mounting Style	Picture	Description	Garmin P/N	Freq. (kHz)	Power	Beam-width (°) LF/HF (-3dB)	Max Depth (ft.)	Depth/Speed/Temp	# of Pins	Cable Length (ft.)	Adapter Req'd?	Supported Deadrise/Transom Angles	Garmin comments
Thru-Hull		Airmar B744V Triducer	010-10183-22	50/200	600W	45/12	800-1200	D,S,T	8	39	No	0-24 degree deadrise	Only thru-hull transducer that offers depth, speed, and temp in one package.
		Airmar B744VL Long stem	010-10193-22	50/200	600W	45/12	800-1200	D,S,T	8	39	No	0-24 degree deadrise	Extended stem length version of B744V for steep deadrise vessels or thick, cored hulls.
		Airmar B258	010-10703-20	50/200	1kW	14x23/3x5	1500-2200	D,T	8	39	No	0-26 degree deadrise	Mid-range 1kW performance with a narrow beam for good deep water capability and bottom definition.
		Airmar B260	010-10640-20	50/200	1kW	19/6	1800-2500	D,T	8	39	No	0-20 degree deadrise	Popular narrow beam, 1kW thru hull transducer with great deep water performance.
		Airmar B150M with 0° tilt	010-11927-20	95-155	300W	26/17	750	D,T	8	39	No	0-7 degree deadrise	Entry Level CHIRP solution. Provides good depth capability and good target separation.
		Airmar B150M with 12° tilt	010-11927-21	95-155	300W	26/17	750	D,T	8	39	No	8-15 degree deadrise	
		Airmar B150M with 20° tilt	010-11927-22	95-155	300W	26/17	750	D,T	8	39	No	16-24 degree deadrise	
		Airmar B75H with 0° tilt	010-11634-20	130-210	600W	15/9	900	D,T	8	39	No	0-7 degree deadrise	Low, medium, and high frequency versions provide maximum flexibility for the choice of frequencies. Excellent for fiberglass and wood hulls.
		Airmar B75H with 12° tilt	010-11634-21	130-210	600W	15/9	900	D,T	8	39	No	6-15 degree deadrise	
		Airmar B75H with 20° tilt	010-11634-22	130-210	600W	15/9	900	D,T	8	39	No	16-24 degree deadrise	
		Airmar B75M with 0° tilt	010-11636-20	80-130	600W	24/16	1100	D,T	8	39	No	0-7 degree deadrise	
		Airmar B75M with 12° tilt	010-11636-21	80-130	600W	24/16	1100	D,T	8	39	No	6-15 degree deadrise	
		Airmar B75M with 20° tilt	010-11636-22	80-130	600W	24/16	1100	D,T	8	39	No	16-24 degree deadrise	
		Airmar B75L with 0° tilt	010-11635-20	40-75	300W	32/21	1100	D,T	8	39	No	0-7 degree deadrise	
		Airmar B75L with 12° tilt	010-11635-21	40-75	300W	32/21	1100	D,T	8	39	No	8-24 degree deadrise	
		Airmar B175H with 0° tilt	010-11937-20	130-210	1kW	6-10	1200	D,T	8	39	No	0-7 degree deadrise	Step up to 1kW without a fairing! Flushmounted bronze housing protrudes less than 1/4" outside hull and can sit on trailer rollers/bunks without damage. Tilted element inside the transducer accommodates all hull deadrises and eliminates the need for a fairing block. Low, medium, and high frequency versions provide maximum flexibility for the choice of frequencies. Excellent for fiberglass and wood hulls.
		Airmar B175H with 12° tilt	010-11937-21	130-210	1kW	6-10	1200	D,T	8	39	No	8-15 degree deadrise	
		Airmar B175H with 20° tilt	010-11937-22	130-210	1kW	6-10	1200	D,T	8	39	No	16-24 degree deadrise	
		Airmar B175M with 0° tilt	010-11939-20	85-135	1kW	11-16	1700	D,T	8	39	No	0-7 degree deadrise	
		Airmar B175M with 12° tilt	010-11939-21	85-135	1kW	11-16	1700	D,T	8	39	No	8-15 degree deadrise	
		Airmar B175M with 20° tilt	010-11939-22	85-135	1kW	11-16	1700	D,T	8	39	No	16-24 degree deadrise	
		Airmar B175L with 0° tilt	010-11938-20	40-60	1kW	16-25	2000	D,T	8	39	No	0-7 degree deadrise	
		Airmar B175L with 12° tilt	010-11938-21	40-60	1kW	16-25	2000	D,T	8	39	No	8-15 degree deadrise	
		Airmar B175L with 20° tilt	010-11938-22	40-60	1kW	16-25	2000	D,T	8	39	No	16-24 degree deadrise	







Mounting Style	Picture	Description	Garmin P/N	Freq. (kHz)	Power	Beam-width (°) LF/HF (-3dB)	Max Depth (ft.)	Depth/Speed/Temp	# of Pins	Cable Length (ft.)	Adapter Req'd?	Supported Deadrise/Transom Angles	Garmin comments
In-Hull		Airmar P79 adjustable in-hull	010-10327-20	50/200	600W	45/12	800-1200	D	8	25	No	0-22 degree deadrise	Entry level, in-hull transducer, with adjustable deadrise making installation a snap. Not for cored hulls. Maximum fiberglass thickness should be no more than 5/8" thick.
		Airmar M260	010-10641-20	50/200	1kW	19/6	1800-2500	D	8	39	No	0-30 degree deadrise	Only in-hull 1kW transducer. Do not use with cored hulls. Maximum fiberglass thickness should be no more than 1" thick.
Accessories		6-pin transducer to 8-pin sounder adapter	010-11613-00	N/A	N/A	N/A	N/A	N/A	Unit: 8 XDCR: 6	2	N/A	N/A	Connects existing 6-pin Garmin transducer via a wire terminal block.
		Airmar 8-pin T80 Temp Probe	010-10717-20	N/A	N/A	N/A	N/A	T	8	25	No	Any	Versatile water/temp sensor. Temp range of 32-86F.
		Garmin 8-pin Water Speed Sensor	010-10279-03	N/A	N/A	N/A	N/A	S	8	25	No	0-70 degree transom	Water speed sensor that comes with an integrated y-cable to add water speed.
		Suction Cup adapter	010-10253-00	N/A	N/A	N/A	N/A	N/A	N/A	N/A	N/A	N/A	Use this suction cup adapter to attach your transom mount transducer to your boat.
		10 ft. 8-pin transducer extension cable	010-11617-00	N/A	N/A	N/A	N/A	N/A	8	10	No	N/A	
		20 ft. 8-pin transducer extension cable	010-11617-01	N/A	N/A	N/A	N/A	N/A	8	20	No	N/A	
		TM-150 Trolling Motor adapter kit	010-11957-00	N/A	N/A	N/A	N/A	N/A	N/A	N/A	N/A	N/A	Used with 010-11928-20





Mounting Style	Picture	Description	Garmin P/N	Freq. (kHz)	Power	Beam-width (°) LF/HF (-3dB)	Max Depth (ft.)	Depth/Speed/Temp	# of Pins	Cable Length (ft.)	Adapter Req'd?	Supported Deadrise/Transom Angles	Garmin comments
<b>TRANSDUCERS FOR USE WITH THE GARMIN GSD24</b> *These can also be used with the GSD22, GPSPMAP4x1s/5x1s/5x6s/7x0s with a 8-pin to 6-pin adapter (010-11612-00) (ExcludesGPSPMAP 431s/531s/536s)													
Transom Mount		Garmin Dual Frequency	010-10272-10	50/200	500W	40/10	1500	D,T	8	30	No	0-70 degree transom	Basic dual frequency transducer.
		Airmar P66 Triducer	010-10192-21	50/200	600W	45/11	800-1200	D,S,T	8	25	No	2-20 degree transom	Only transom mount transducer to provide depth, speed, and temp in one package.
		Airmar TM260	010-11395-20	50/200	1kW	19/6	1800-2500	D,T	8	39	No	2-20 degree transom	Only transom mount 1kW transducer.
Thru-Hull		Airmar P319 with temp	010-10194-21	50/200	600W	45/12	800-1200	D,T	8	39	No	0-7 degree deadrise	Provides excellent performance at high speeds. Excellent on fiberglass and metal hulls. Do not use on wood hulls.
		Airmar B60 with 20° tilt	010-10982-20	50/200	600W	45/12	800-1200	D,T	8	39	No	16-24 degree deadrise	Entry level, bronze. Excellent for fiberglass and wood hulls. Does not require a fairing.
		Airmar B60 with 12° tilt	010-10982-21	50/200	600W	45/12	800-1200	D,T	8	39	No	8-15 degree deadrise	
		Airmar SS60 with 0° tilt	010-11868-20	50/200	600W	45/12	800-1200	D,T	8	39	No	0-7 degree deadrise	Entry level, stainless steel. Excellent for aluminum boats. Does not require a fairing.
		Airmar SS60 with 12° tilt	010-11868-21	50/200	600W	45/12	800-1200	D,T	8	39	No	8-15 degree deadrise	
		Airmar SS60 with 20° tilt	010-11868-22	50/200	600W	45/12	800-1200	D,T	8	39	No	16-24 degree deadrise	
		Airmar B164 with 20° tilt	010-11010-20	50/200	1kW	22x20/6x6	1200-1800	D,T	8	39	No	16-24 degree deadrise	Step up to 1kW without a fairing! Flushmounted bronze housing protrudes less than 1/4" outside hull and can sit on trailer rollers/bunks without damage.
		Airmar B164 with 12° tilt	010-11010-21	50/200	1kW	22x20/6x6	1200-1800	D,T	8	39	No	8-15 degree deadrise	
		Airmar B164 with 0° tilt	010-11010-22	50/200	1kW	22x20/6x6	1200-1800	D,T	8	39	No	0-7 degree deadrise	
		Airmar SS164 with 0° tilt	010-11869-20	50/200	1kW	22x20/6x6	1200-1800	D,T	8	39	No	0-7 degree deadrise	Step up to 1kW without a fairing! Flushmounted stainless steel housing protrudes less than 1/4" outside hull and can sit on trailer rollers/bunks without damage.
		Airmar SS164 with 12° tilt	010-11869-21	50/200	1kW	22x20/6x6	1200-1800	D,T	8	39	No	8-15 degree deadrise	
		Airmar SS164 with 20° tilt	010-11869-22	50/200	1kW	22x20/6x6	1200-1800	D,T	8	39	No	16-24 degree deadrise	
		Airmar B117 with temp	010-10182-21	50/200	600W	45/12	800-1200	D,T	8	39	No	0-7 degree deadrise	Provides excellent performance at high speeds. Excellent on fiberglass and wood hulls. Do not use on metal hulls.
		Airmar B744V Triducer	010-10183-22	50/200	600W	45/12	800-1200	D,S,T	8	39	No	0-24 degree deadrise	Only thru-hull transducer that offers depth, speed, and temp in one package.
		Airmar B744VL Long stem	010-10193-22	50/200	600W	45/12	800-1200	D,S,T	8	39	No	0-24 degree deadrise	Extended stem length version of B744V for steep deadrise vessels or thick, cored hulls.
		Airmar B258	010-10703-20	50/200	1kW	14x23/3x5	1500-2200	D,T	8	39	No	0-26 degree deadrise	Mid-range 1kW performance with a narrow beam for good deep water capability and bottom definition.
		Airmar B260	010-10640-20	50/200	1kW	19/6	1800-2500	D,T	8	39	No	0-20 degree deadrise	Popular narrow beam, 1kW thru hull transducer with great deep water performance.
		Airmar R99	010-10642-20	50/200	2kW	8x17/5	2500-4000	D,T	8	39	No	0-25 degree deadrise	Most powerful thru-hull transducer for the GSD24.
In-Hull		Airmar P79 adjustable in-hull	010-10327-20	50/200	600W	45/12	800-1200	D	8	25	No	0-22 degree deadrise	Entry level, in-hull transducer, with adjustable deadrise making installation a snap. Not for cored hulls. Maximum fiberglass thickness should be no more than 5/8" thick.
		Airmar M260	010-10641-20	50/200	1kW	19/6	1800-2500	D	8	39	No	0-30 degree deadrise	Only in-hull 1kW transducer. Do not use with cored hulls. Maximum fiberglass thickness should be no more than 1" thick.
		Airmar R199	010-10643-20	50/200	2kW	8x17/5	2500-4000	D	8	39	No	0-22 degree deadrise	Most powerful in-hull transducer for the GSD24. Maximum fiberglass thickness should be no more than 1.5" thick.








Mounting Style	Picture	Description	Garmin P/N	Freq. (kHz)	Power	Beam-width (°) LF/HF (-3dB)	Max Depth (ft.)	Depth/Speed/Temp	# of Pins	Cable Length (ft.)	Adapter Req'd?	Supported Deadrise/Transom Angles	Garmin comments
Accessories		6-pin transducer to 8-pin sounder adapter	010-11613-00	N/A	N/A	N/A	N/A	N/A	Unit: 8 XDCR: 6	2	N/A	N/A	Connects existing 6-pin Garmin transducer via a wire terminal block.
		Airmar 8-pin T80 Temp Probe	010-10717-20	N/A	N/A	N/A	N/A	T	8	25	No	Any	Versatile water/temp sensor. Temp range of 32-86F.
		Garmin 8-pin Water Speed Sensor	010-10279-03	N/A	N/A	N/A	N/A	S	8	25	No	0-70 degree transom	Water speed sensor that comes with an integrated y-cable to add water speed to your Garmin GSD24.
		10 ft. 8-pin transducer extension cable	010-11617-00	N/A	N/A	N/A	N/A	N/A	8	10	No	N/A	
		20 ft. 8-pin transducer extension cable	010-11617-01	N/A	N/A	N/A	N/A	N/A	8	20	No	N/A	








CHIRP TECHNOLOGY TRANSDUCERS FOR USE WITH THE GARMIN GSD26

Transom Mount		Airmar TM265LH	010-11646-20	42-65 & 130-210	1kW	16-25/6-10	3000	D,T	Bare wires	39	No	3-21 degree transom	Best performing and only 1kW transom mount. Excellent deep-water performance and exceptional bottom and water column detail.
		Airmar TM265LM	010-11650-20	42-65 & 85-135	1kW	16-25/11-16	3000	D,T	Bare wires	39	No	3-21 degree transom	
		Airmar TM150M	010-11928-20	95-155	300W	26/17	750	D,T	8	39	No	3-20 degree transom	Requires separate install kit for trolling motor mount application.









Mounting Style	Picture	Description	Garmin P/N	Freq. (kHz)	Power	Beam-width (°) LF/HF (-3dB)	Max Depth (ft.)	Depth/Speed/Temp	# of Pins	Cable Length (ft.)	Adapter Req'd?	Supported Deadrise/Transom Angles	Garmin comments
Thru-Hull		Airmar B150M with 0° tilt	010-11927-20	95-155	300W	26/17	750	D,T	8	39	No	0-7 degree deadrise	Entry Level CHIRP solution. Provides good depth capability and good target separation.
		Airmar B150M with 12° tilt	010-11927-21	95-155	300W	26/17	750	D,T	8	39	No	8-15 degree deadrise	
		Airmar B150M with 20° tilt	010-11927-22	95-155	300W	26/17	750	D,T	8	39	No	16-24 degree deadrise	
		Airmar B75H with 0° tilt	010-11634-20	130-210	600W	15/9	900	D,T	8	39	No	0-7 degree deadrise	Mid-range 1kW performance with a narrow beam for good deep water capability and bottom definition.
		Airmar B75H with 12° tilt	010-11634-21	130-210	600W	15/9	900	D,T	8	39	No	6-15 degree deadrise	
		Airmar B75H with 20° tilt	010-11634-22	130-210	600W	15/9	900	D,T	8	39	No	16-24 degree deadrise	
		Airmar B75M with 0° tilt	010-11636-20	80-130	600W	24/16	1100	D,T	8	39	No	0-7 degree deadrise	
		Airmar B75M with 12° tilt	010-11636-21	80-130	600W	24/16	1100	D,T	8	39	No	6-15 degree deadrise	
		Airmar B75M with 20° tilt	010-11636-22	80-130	600W	24/16	1100	D,T	8	39	No	16-24 degree deadrise	
		Airmar B75L with 0° tilt	010-11635-20	40-75	300W	32/21	1100	D,T	8	39	No	0-7 degree deadrise	
		Airmar B75L with 12° tilt	010-11635-21	40-75	300W	32/21	1100	D,T	8	39	No	8-24 degree deadrise	
		Airmar B175H with 0° tilt	010-11937-20	130-210	1kW	6-10	1200	D,T	8	39	No	0-7 degree deadrise	Step up to 1kW without a fairing! Flushmounted bronze housing protrudes less than 1/4" outside hull and can sit on trailer rollers/bunks without damage. Tilted element inside the transducer accommodates all hull deadrises and eliminates the need for a fairing block. Low, medium, and high frequency versions provide maximum flexibility for the choice of frequencies. Excellent for fiberglass and wood hulls.
		Airmar B175H with 12° tilt	010-11937-21	130-210	1kW	6-10	1200	D,T	8	39	No	8-15 degree deadrise	
		Airmar B175H with 20° tilt	010-11937-22	130-210	1kW	6-10	1200	D,T	8	39	No	16-24 degree deadrise	
		Airmar B175M with 0° tilt	010-11939-20	85-135	1kW	11-16	1700	D,T	8	39	No	0-7 degree deadrise	
		Airmar B175M with 12° tilt	010-11939-21	85-135	1kW	11-16	1700	D,T	8	39	No	8-15 degree deadrise	
		Airmar B175M with 20° tilt	010-11939-22	85-135	1kW	11-16	1700	D,T	8	39	No	16-24 degree deadrise	
		Airmar B175L with 0° tilt	010-11938-20	40-60	1kW	16-25	2000	D,T	8	39	No	0-7 degree deadrise	
		Airmar B175L with 12° tilt	010-11938-21	40-60	1kW	16-25	2000	D,T	8	39	No	8-15 degree deadrise	
		Airmar B175L with 20° tilt	010-11938-22	40-60	1kW	16-25	2000	D,T	8	39	No	16-24 degree deadrise	
		Airmar B265LH	010-11645-20	42-65 & 130-210	1kW	16-25/6-10	3000	D,T	Bare wires	39	No	0-20 degree deadrise	Essentially combines two B175s in one housing. Excellent deep-water performance and exceptional bottom and water column detail.
		Airmar B265LM	010-11647-20	42-65 & 85-135	1kW	16-25/11-16	3000	D,T	Bare wires	39	No	0-20 degree deadrise	
		Airmar R109LH	010-11642-20	38-75 & 130-210	2kW	9x23/4-8	8000	D,T	Bare wires	49	No	0-25 degree deadrise	2kW in a slightly smaller package than the R509LH. Very narrow-beam at both low and high frequencies for excellent deep water performance.
		Airmar R509LH	010-11640-30	28-60 & 130-210	2-3kW	5x9-11x23/4-8	10000	D,T	Bare wires	70	No	0-25 degree deadrise	Best deep water performance, highest power. Very narrow-beam at both low and high frequencies for excellent deep water performance. One transducer covers popular fishing frequencies - 28, 38, 50 and 200 all in one transducer. Not the best choice for those who primarily fish in shallow water.



Mounting Style	Picture	Description	Garmin P/N	Freq. (kHz)	Power	Beam-width (°) LF/HF (-3dB)	Max Depth (ft.)	Depth/ Speed/ Temp	# of Pins	Cable Length (ft.)	Adapter Req'd?	Supported Deadrise/ Transom Angles	Garmin comments
In-Hull		Airmar M265LH	010-11644-20	42-65 & 130- 210	1kW	16-25/6-10	3000	D	Bare wires	39	No	0-30 degree deadrise	Best performing and only 1kW in-hull. Excellent deep-water performance and exceptional bottom and watercolumn detail. Narrow beam provides crisp image detail. Not for cored-hull vessels.
		Airmar R111LH	010-11643-20	38-75 & 130- 210	2kW	10x19/4-8	8000	D,T	Bare wires	49	No	0-25 degree deadrise	In-hull version of the R109LH. Very narrow-beam at both low and high frequencies for excellent deep water performance. Not for cored-hull vessels.
		Airmar R599LH	010-11641-30	28-60 & 130- 210	2-3kW	9x23/4-8	10000	D	Bare wires	70	No	0-22 degree deadrise	In-hull version of the R509LH. Best deep water performance, highest power. Very narrow-beam at both low and high frequencies for excellent deep water performance. Not best choice for fishing shallow water. Not for cored-hull vessels.
Pocket Mount		Airmar PM265LH	010-11811-20	42-65 & 130- 210	1kW	16-25/6-10	3000	D,T	Bare wires	39	No	Installation Dependant	Popular choice for boat builders. Pocket mount version of the B265LH.
		Airmar PM265LM	010-11812-20	42-65 & 85-135	1kW	16-25/11- 16	3000	D,T	Bare wires	39	No	Installation Dependant	Popular choice for boat builders. Pocket mount version of the B265LM.
		Airmar R111LH	010-11643-20	38-75 & 130- 210	2kW	10x19/4-8	8000	D,T	Bare wires	49	No	Installation Dependant	Pocket mount version of the R109LH. Very narrow-beam at both low and high frequencies.
		Airmar CM599LH	010-11813-30	28-60 & 130- 210	2-3kW	9x23/4-8	10000	D,T	Bare wires	70	No	Installation Dependant	Pocket mount version of the R599LH. Very narrow-beam at both low and high frequencies. Not best choice for fishing shallow water.
Accessories		Trolling Motor adapter kit	010-11957-00	N/A	N/A	N/A	N/A	N/A	N/A	N/A	N/A	N/A	Used with 010-11928-20

SMART SENSORS FOR USE WITH NMEA0183 OR NMEA2000 PRODUCTS

Transom Mount		Intelliducer, NMEA2000, Transom	010-00703-00	160	150W	N/A	900	D,T	NMEA 2000	20	No	0-22 degree transom	Provide depth and temp.
		Intelliducer, NMEA0183, Transom	010-00704-00	160	150W	N/A	900	D,T	NMEA 0183	30	No	0-22 degree transom	
		Airmar P39 Triducer, NMEA2000, Transom	010-11050-00	235	100W	11	500	D,T,S	NMEA 2000	20	No	0-20 degree transom	Provide depth, temp, speed.
Thru-Hull		Intelliducer, NMEA2000, 0-12 degree	010-00701-00	160	150W	N/A	900	D,T	NMEA 2000	20	No	0-12 degree deadrise	Provide depth and temp.
		Intelliducer, NMEA2000, 13-24 degree	010-00701-01	160	150W	N/A	900	D,T	NMEA 2000	20	No	13-24 degree deadrise	
		Intelliducer, NMEA0183, 0-12 degree	010-00702-00	160	150W	N/A	900	D,T	NMEA 0183	30	No	0-12 degree deadrise	
		Intelliducer, NMEA0183, 13-24 degree	010-00702-01	160	150W	N/A	900	D,T	NMEA 0183	30	No	13-24 degree deadrise	
		Airmar DST800, Triducer, NMEA2000	010-11051-00	235	100W	10x44	330	D,T,S	NMEA 2000	20	No	0-22 degree transom	Provide depth, temp, speed.
		Airmar DT800, 20 degree, NMEA2000	010-11105-00	235	100W	12	600	D,T	NMEA 2000	20	No	16-24 degree deadrise	Provide depth and temp.
In-Hull		Airmar P79 adjustable in-hull	010-11394-00	235	100W	7	500	D	NMEA 2000	20	No	0-22 degree deadrise	Entry level, in-hull transducer, with adjustable deadrise able making installation a snap. Not for cored hulls. Maximum fiberglass thickness should be no more than 5/8" thick.
Accessories		NMEA 2000 Transducer Adapter Kit	010-11525-00	200	300W	Depends on transducer	900	Depends on transducer	NMEA 2000	6.5	No	Depends on transducer	Adapts already installed Airmar P19, B60 (or compatible) 200 kHz transducer to a NMEA 2000 network.

